

Cleaning the coarse filter through cleaning valve



1
Start the machine.



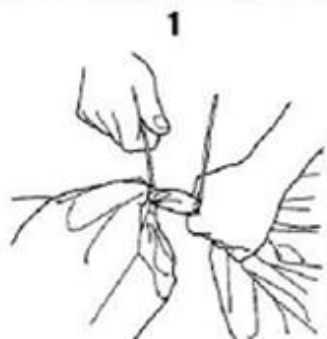
2
Block the suction hose by the work place. Wait about 7-10 sec. while the machine builds up a vacuum.



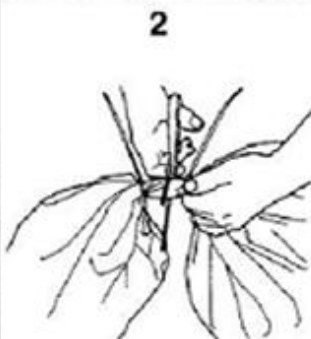
3
Press the filter cleaning valve hard.

Repeat the whole process 3 times.

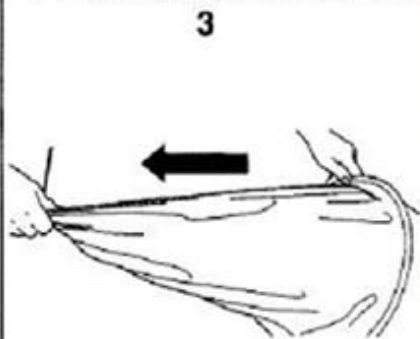
LONGOPAC®



1
Seal the bag with two sealers.



2
Cut between the sealers.



3
Pull out a new bag from the Longopac.

Replace HEPA-filter S-Line



Loosen the knurled thumb nuts to the filter cap.



Lift gently the HEPA - filter and place it in a bag and seal immediately.



Insert a new HEPA-filter and place it carefully in the center, tighten the knurled thumb nuts but not too hard, it may damage the filter.